



## CURVE IN ACTION



Außenradius  
External radius




Innenradius  
Internal radius

Die Schnittpunkte zwischen Winkelform (WKN) und Kegelform (SKM) ergeben das einzigartige COMBI+CURVE Führungs-Rundungs-Entgratungssystem


The intersecting points of the countersink (WKN) and cone shapes (SKM) form the unique COMBI+CURVE guiding-rounding-deburring system



Interne Fase in SKM Form  
Internal chamfer with SKM shape



Außenfase in SKM Form  
External chamfer with SKM shape



Interne Fase in WKN Form  
Internal chamfer with WKN shape



Außenfase in WKN Form  
External chamfer with WKN shape